




PERTH SALES MACHINERY HIRE

Thank you for choosing our splitters!

- Please pay attention to the correct hose assembly. The below is the best positioning for the Horizontal and Vertical positioning.
- I have attached some photos for reference. On the control valve, there is P for Pump, T for Tank. A and B too. Failure of correct hose assembly will damage the RAM.
- Fittings will need to be retighten and adjusted to have the correct alignment of the hoses.





$\frac{3}{4}$ hose goes over the Housing and positioned between the draw bar and h-beam, then connected to the $\frac{3}{4}$ fitting on the Control Valve

